

# GRADE 4



**The Early  
Settler  
Experience**


**How  
Farms  
Feed Us**

**Sustainability  
and  
Environmental  
Awareness**



**Habitats,  
Food Chains  
and  
Ecosystems**

**Simple and  
Complex  
Machines**



# Country Heritage Park



Country Heritage Park welcomes you back to enjoy our hands-on, fun and educational programmes – with some twists that will add to the experience: we have new programmes that completely compliment a wide range of the scholastic curriculum. Using the various buildings on our 80-acre property, Country Heritage Park is now able to bring multiple grades, multiple schools, and multiple programmes that allow for your students to interact as you intended for a school trip.

Functional, entertaining, we do it all with a flair for the historic, mix, in a does of reality, and begin the first steps of sending home a seasoned advocate for future generations of innovators and entrepreneurs. It is why we welcome you and your students with open arms, smiles, and a promise that we will provide you with an experience that will make you want to come back for more!





# HOURS

<b>HALF DAY MORNING</b>	<b>10:00AM – 11:30AM</b>
<b>HALF DAY AFTERNOON</b>	<b>12:00PM – 1:30PM</b>
<b>FULL DAY</b>	<b>10:00AM – 1:30PM</b>

**Payment Policy:** Cash, Cheque, Visa, Mastercard

**Contact Us:**

8560 Tremaine Road

Milton, Ontario

L9T 2Y3

Phone Number: 905-878-8151

Toll-Free: 888-307-3276

Email: [education@countryheritagepark.com](mailto:education@countryheritagepark.com)

**Litter-free Lunch:** Lunch Program participants are encouraged to bring nut free, litter-free lunches and refillable drink bottles. Please note that CHP cannot guarantee that our facilities are nut-free.

**Pricing:** One teacher per class, two parents per class, and all educational assistants are admitted to the park for free. For pricing, please see this [link](#).

**Special Needs:** Country Heritage Park is fully accessible for all visitors. Please let us know if anyone in your group requires special assistance or accommodation, and we will do our best to provide the best experience possible.

**Dressing for the Weather:** Students should dress appropriately for all weather. They will be spending the majority of the time outdoors. During cold weather – boots, mitts, hats, and heavy coats are strongly encouraged. In warmer weather – sun hats, sunscreen, and bug spray are all recommended.

**Cancellation Policy:** Cancellations must be made 48 hours in advance with exception for inclement weather or bus cancellations.

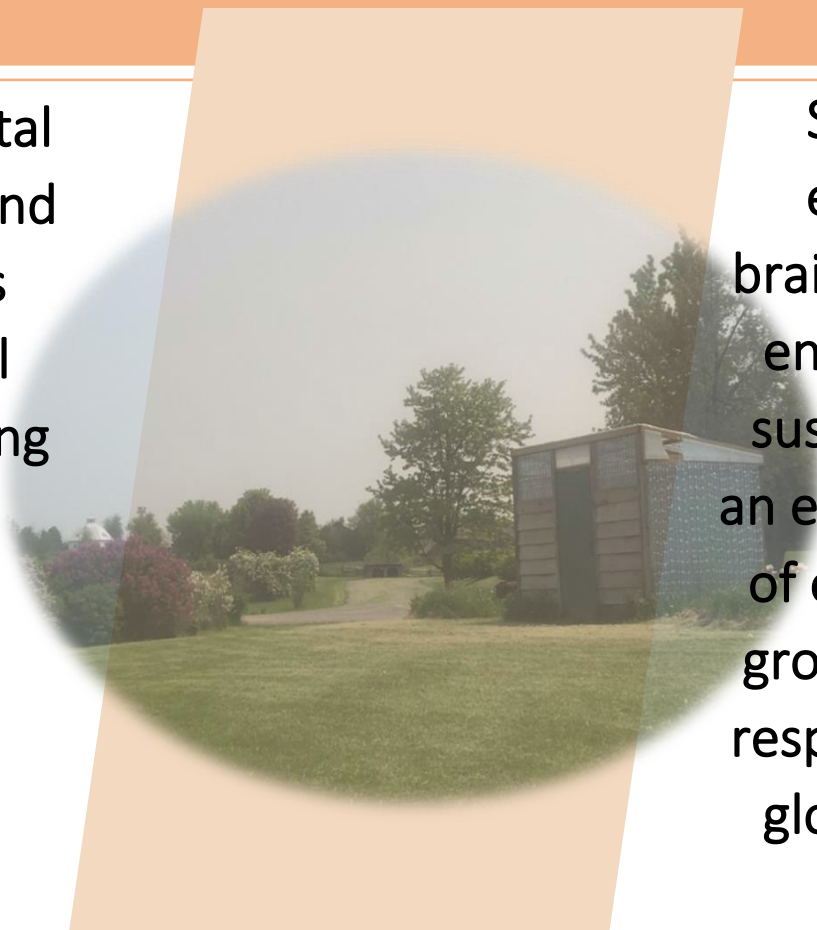
# 4



## Sustainability and Environmental Awareness



Environmental protection and awareness is fundamental to maintaining a balanced ecology.



Students will examine and brainstorm how environmental sustainability is an essential part of our personal growth and our responsibility as global citizens.

# 4

## Science and Technology

### Unit: Understanding Life Systems: Habitats and Communities



1. Analyse the effects of human activities on habitats and communities.

2. Investigate the interdependence of plants and animals within specific habitats and communities.

3. Demonstrate an understanding of habitats and communities and the relationships among the plants and animals that live in them.



# 4

## Science and Technology

### Unit: Understanding Life Systems: Habitats and Communities



Students will learn about the farm habitat and how its food chain connects to our communities. Students will do activities focused on food chains to see how our...

### Programme Features

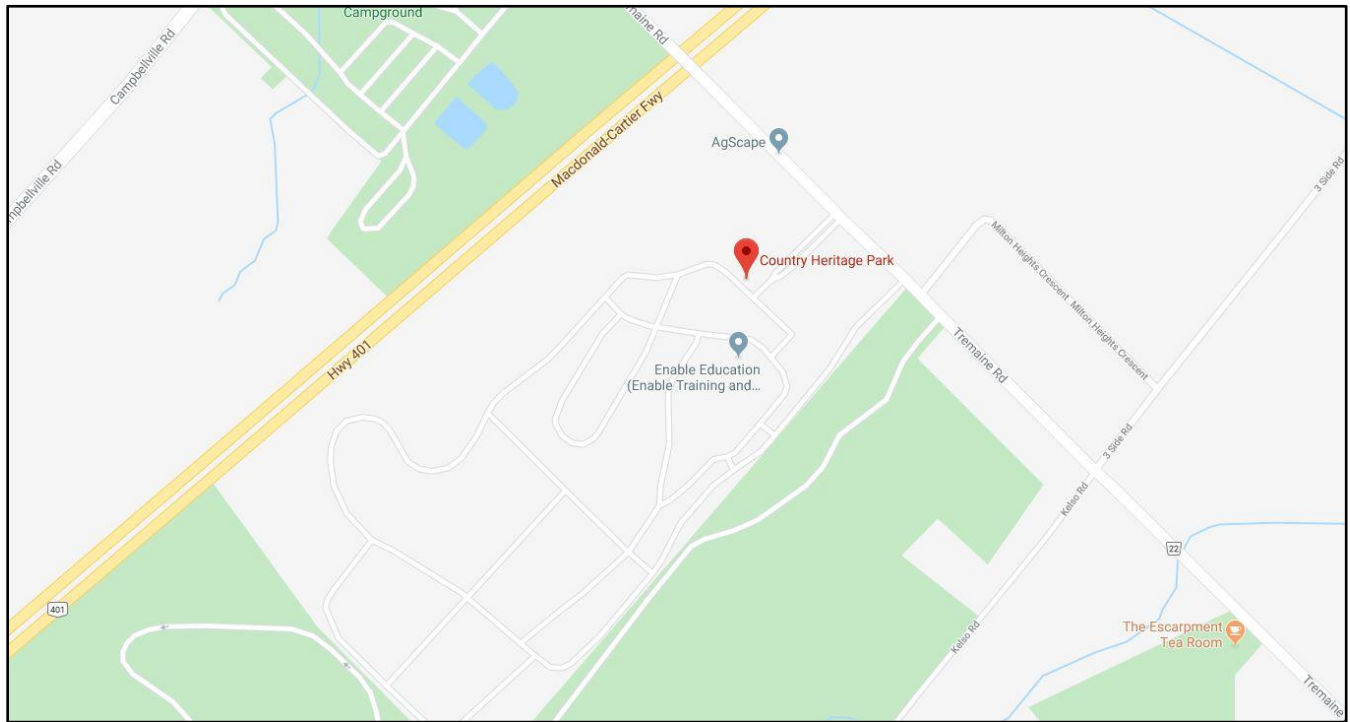
current farming system may or may not encourage sustainability. Students will consider what changes need to be made to maintain a sustainable environment.

**Did you have  
something else  
in mind?**

**Contact  
[Country Heritage Park](#)  
to discuss.**

# How to Get to the Park

**\*\* If you GPS Country Heritage Park, please use Postal Code L9T 2X3**



## Toronto/Mississauga via the 401

Take the 401 west to Highway 25 exit; go north and turn left onto James Snow Pkwy N. Follow James Snow Pkwy N. to the roundabout and proceed to second exit which is Campbellville Rd. Turn left onto Tremaine (hidden intersection); go over the 401 bridge and the Park is immediately on the right.

## Toronto/Mississauga via the QEW

Take the QEW west to the Highway 25 exit; go north to Hwy 5; turn left and travel about 1.5 km to Tremaine Road (three-way intersection); turn right and travel about 13.5 km (past Derry Road). Take 2<sup>nd</sup> exit of the roundabout at Steeles Avenue. Turn right at stop sign to continue on Tremaine Rd. The Park is on the left, below the 401.

## Hamilton/Burlington

Take Hwy 5 east beyond Guelph Line to Tremaine Road; turn left and travel 13.5 km (past Derry Road). Take 2<sup>nd</sup> exit of the roundabout at Steeles Avenue. Turn right at stop sign to continue on Tremaine Rd. The Park is on the left, just below the 401.



## CONTINUED...

### Guelph/Kitchener

Take the 401 east to Guelph Line North; turn left and drive north over the 401 to the first set of lights. Turn right onto Campbellville Rd. and travel east approx. 6 km to Tremaine Rd.; turn right and travel south. The Park is on the right just over the bridge over the 401.

### Oakville

Take Hwy 5 west past Hwy 25 to Tremaine Road; turn right and go north for approx. 13.5 km (past Derry Road). Take 2<sup>nd</sup> exit of roundabout at Steeles Avenue; turn right at stop sign to continue on Tremaine Rd. The Park is on the left, just below the 401.

### Acton

Take Hwy 25 south to Campbellville Rd. and turn right. On Campbellville Rd., turn left before Dublin Line to travel to lights at James Snow Pkwy N. and turn right. At the roundabout, take the 2<sup>nd</sup> exit onto Campbellville Rd. Turn left onto Tremaine Road and travel south over the 401 bridge. The Park is immediately on your right.

### Georgetown

Travel south on Trafalgar Road to 5 Sideroad; turn right onto 5 Sideroad which will become Campbellville Rd. west of Hwy 25. Turn left before Dublin Line to travel to lights at James Snow Pkwy N. and turn right. At the roundabout take the 2<sup>nd</sup> exit onto Campbellville Rd.; turn left onto Tremaine Rd. and the Park is on the right, immediately below the 401.

### Brampton/Bramalea

Take Steeles Avenue west, past Peru Rd. to the roundabout. Take the 1<sup>st</sup> exit at the roundabout and follow to the stop sign; turn right onto Tremaine Rd. The Park is on the left, immediately below the 401.



We look forward to seeing you soon...



@CountryHeritagePark



@CountryHeritagePark



@CountryHeritagePark



<https://www.countryheritagepark.com/education>